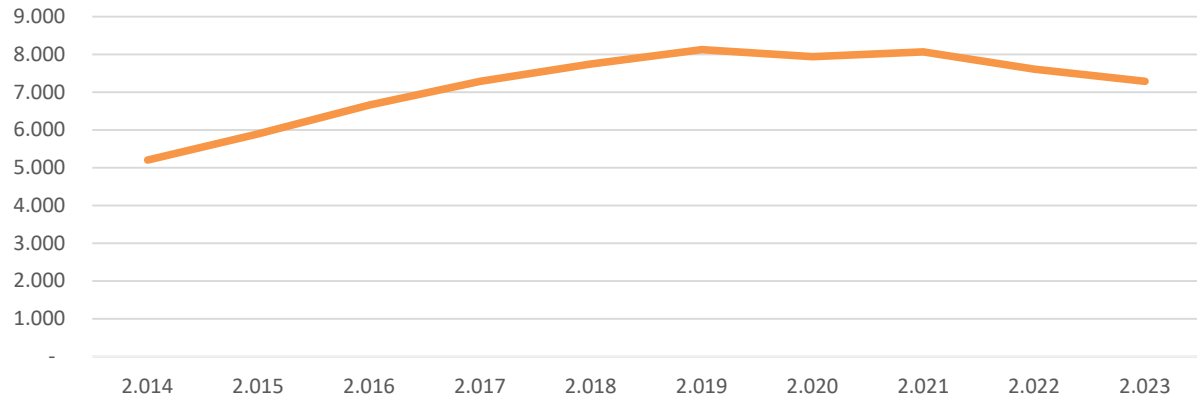


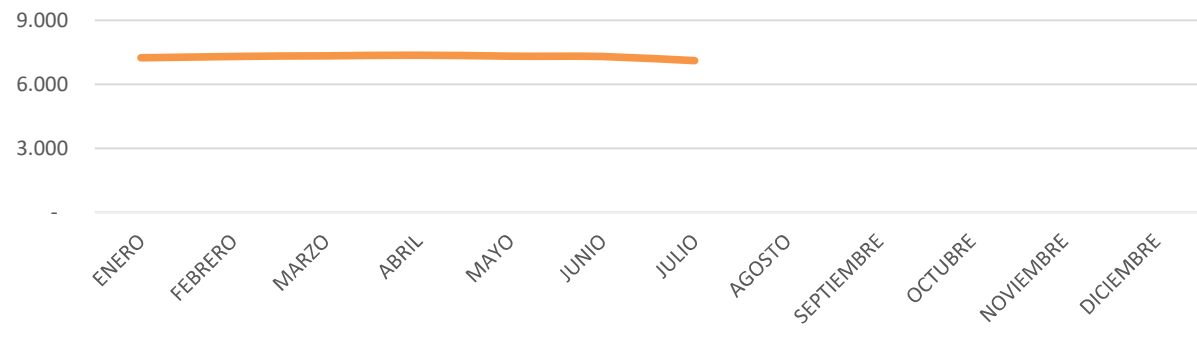
**USUARIOS EMPADRONADOS 2014 a la ACTUALIDAD**

<b>MES / AÑO</b>	<b>2.014</b>	<b>2.015</b>	<b>2.016</b>	<b>2.017</b>	<b>2.018</b>	<b>2.019</b>	<b>2.020</b>	<b>2.021</b>	<b>2.022</b>	<b>2.023</b>
<b>ENERO</b>	4.868	5.534	6.278	6.808	7.754	7.968	8.058	7.883	7.925	7.242
<b>FEBRERO</b>	4.966	5.535	6.346	6.895	7.828	7.977	7.980	7.982	7.967	7.308
<b>MARZO</b>	4.982	5.525	6.403	6.989	7.909	8.017	7.614	8.073	8.011	7.346
<b>ABRIL</b>	4.888	5.573	6.496	7.056	7.316	8.055	7.865	8.094	7.885	7.371
<b>MAYO</b>	5.106	5.780	6.576	7.167	7.450	8.121	7.925	8.184	7.782	7.322
<b>JUNIO</b>	5.291	5.961	6.662	7.230	7.585	8.489	7.981	8.278	7.767	7.304
<b>JULIO</b>	5.249	6.031	6.768	7.357	7.726	8.222	8.027	8.202	7.649	7.118
<b>AGOSTO</b>	5.337	6.056	6.840	7.466	7.783	8.218	8.031	8.248	7.514	
<b>SEPTIEMBRE</b>	5.318	6.103	6.896	7.528	7.844	8.203	8.081	8.187	7.587	
<b>OCTUBRE</b>	5.459	6.171	6.967	7.588	7.884	8.091	7.916	7.918	7.350	
<b>NOVIEMBRE</b>	5.485	6.222	7.002	7.652	7.916	8.083	7.967	7.859	6.821	
<b>DICIEMBRE</b>	5.477	6.214	6.678	7.715	7.962	8.070	7.846	7.904	7.031	
<b>PROMEDIO ANUAL</b>	<b>5.202</b>	<b>5.892</b>	<b>6.659</b>	<b>7.288</b>	<b>7.746</b>	<b>8.126</b>	<b>7.941</b>	<b>8.068</b>	<b>7.607</b>	<b>7.287</b>

## Promedio anual de Usuarios



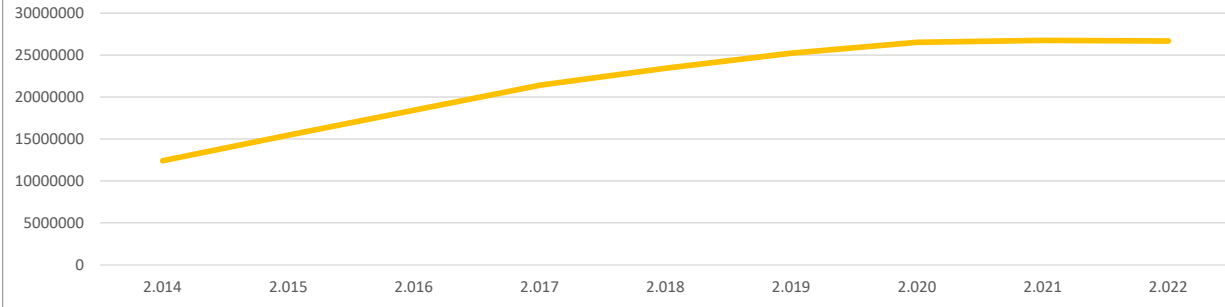
## Evolución mensual de Usuarios año 2023



**KG CONSUMIDOS 2014 a la ACTUALIDAD**

MES / AÑO	2.014	2.015	2.016	2.017	2.018	2.019	2.020	2.021	2.022	2.023
ENERO	619.090	704.205	977.249	1.171.046	1.224.619	1.409.402	1.417.098	1.586.791	1.634.010	1.490.557
FEBRERO	645.720	744.285	982.578	1.112.145	1.258.621	1.493.190	1.423.402	1.546.208	1.609.924	1.501.791
MARZO	696.210	813.460	1.107.447	1.310.560	1.452.585	1.521.365	1.542.645	1.600.790	1.697.638	1.588.816
ABRIL	717.420	917.345	1.293.634	1.425.735	1.560.989	1.963.606	2.240.437	1.713.818	1.784.775	1.686.891
MAYO	1.377.010	1.638.965	2.109.628	2.282.768	2.656.253	2.716.358	2.756.552	3.001.549	3.024.410	2.942.394
JUNIO	1.448.205	1.850.500	2.033.353	2.495.662	2.667.335	2.775.537	2.929.347	3.066.442	3.047.450	3.029.466
JULIO	1.476.035	2.038.280	2.042.124	2.379.978	2.739.864	2.752.811	3.187.302	3.045.814	3.111.061	2.971.108
AGOSTO	1.483.360	1.811.740	2.098.946	2.392.515	2.629.250	2.784.412	3.067.224	3.089.907	3.009.032	
SEPTIEMBRE	1.469.655	1.696.750	2.041.366	2.423.921	2.618.978	2.710.662	2.939.101	3.000.540	3.006.070	
OCTUBRE	827.295	1.058.747	1.271.338	1.472.306	1.553.597	1.979.461	1.701.524	1.739.631	1.640.599	
NOVIEMBRE	864.300	1.107.095	1.217.038	1.496.132	1.587.613	1.605.707	1.660.155	1.685.282	1.589.200	
DICIEMBRE	806.455	1.066.347	1.239.448	1.453.739	1.481.840	1.500.160	1.639.564	1.661.362	1.507.057	
TOTAL ANUAL	12.430.755	15.447.719	18.414.149	21.416.507	23.431.544	25.212.671	26.504.351	26.738.134	26.661.226	15.211.023

### Total anual de KG de GLP descargados



### Evolución mensual de KG de GLP descargados año 2023

