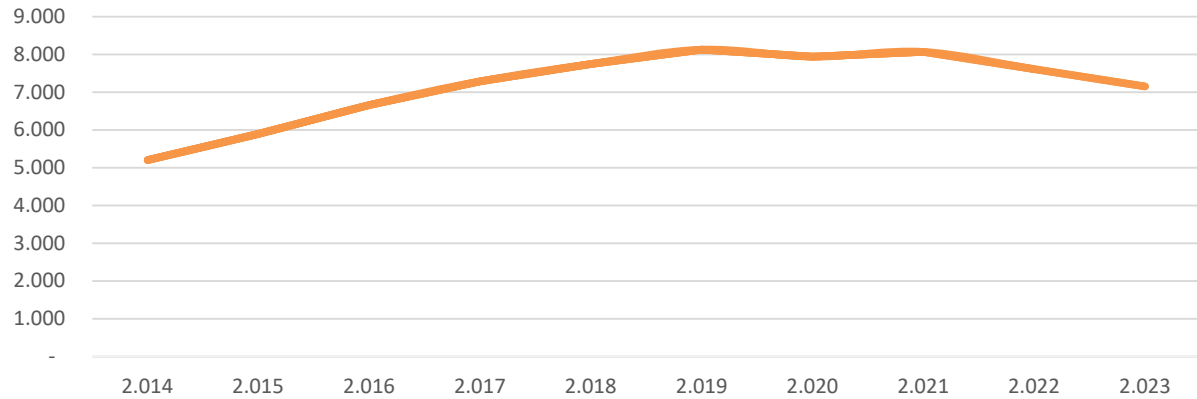


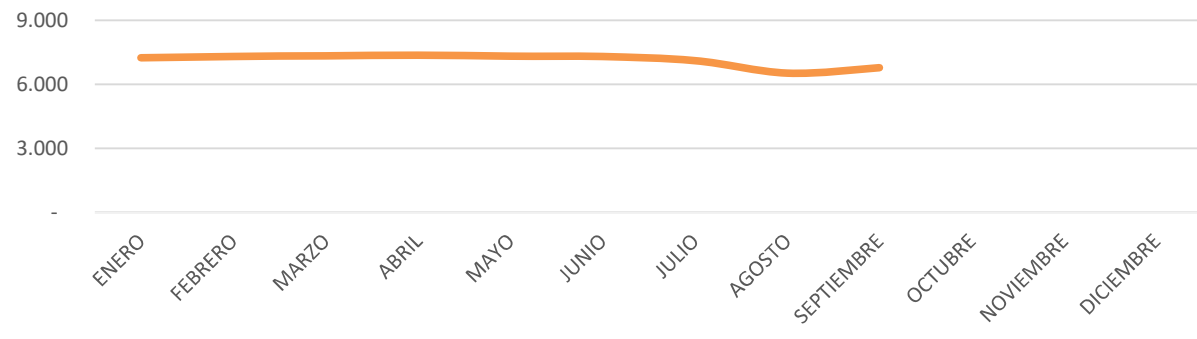
USUARIOS EMPADRONADOS 2014 a la ACTUALIDAD

MES / AÑO	2.014	2.015	2.016	2.017	2.018	2.019	2.020	2.021	2.022	2.023
ENERO	4.868	5.534	6.278	6.808	7.754	7.968	8.058	7.883	7.925	7.242
FEBRERO	4.966	5.535	6.346	6.895	7.828	7.977	7.980	7.982	7.967	7.308
MARZO	4.982	5.525	6.403	6.989	7.909	8.017	7.614	8.073	8.011	7.346
ABRIL	4.888	5.573	6.496	7.056	7.316	8.055	7.865	8.094	7.885	7.371
MAYO	5.106	5.780	6.576	7.167	7.450	8.121	7.925	8.184	7.782	7.322
JUNIO	5.291	5.961	6.662	7.230	7.585	8.489	7.981	8.278	7.767	7.304
JULIO	5.249	6.031	6.768	7.357	7.726	8.222	8.027	8.202	7.649	7.118
AGOSTO	5.337	6.056	6.840	7.466	7.783	8.218	8.031	8.248	7.514	6.528
SEPTIEMBRE	5.318	6.103	6.896	7.528	7.844	8.203	8.081	8.187	7.587	6.777
OCTUBRE	5.459	6.171	6.967	7.588	7.884	8.091	7.916	7.918	7.350	
NOVIEMBRE	5.485	6.222	7.002	7.652	7.916	8.083	7.967	7.859	6.821	
DICIEMBRE	5.477	6.214	6.678	7.715	7.962	8.070	7.846	7.904	7.031	
PROMEDIO ANUAL	5.202	5.892	6.659	7.288	7.746	8.126	7.941	8.068	7.607	7.146

Promedio anual de Usuarios



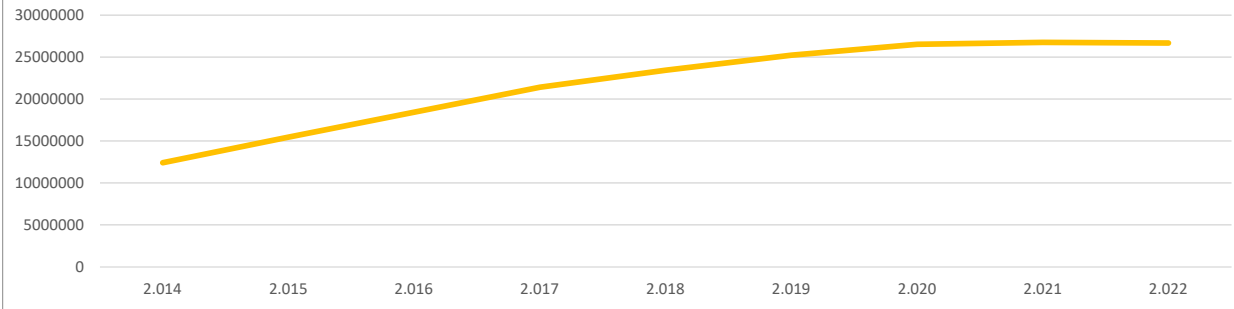
Evolución mensual de Usuarios año 2023



KG CONSUMIDOS 2014 a la ACTUALIDAD

MES / AÑO	2.014	2.015	2.016	2.017	2.018	2.019	2.020	2.021	2.022	2.023
ENERO	619.090	704.205	977.249	1.171.046	1.224.619	1.409.402	1.417.098	1.586.791	1.634.010	1.490.557
FEBRERO	645.720	744.285	982.578	1.112.145	1.258.621	1.493.190	1.423.402	1.546.208	1.609.924	1.501.791
MARZO	696.210	813.460	1.107.447	1.310.560	1.452.585	1.521.365	1.542.645	1.600.790	1.697.638	1.588.816
ABRIL	717.420	917.345	1.293.634	1.425.735	1.560.989	1.963.606	2.240.437	1.713.818	1.784.775	1.686.891
MAYO	1.377.010	1.638.965	2.109.628	2.282.768	2.656.253	2.716.358	2.756.552	3.001.549	3.024.410	2.942.394
JUNIO	1.448.205	1.850.500	2.033.353	2.495.662	2.667.335	2.775.537	2.929.347	3.066.442	3.047.450	3.029.466
JULIO	1.476.035	2.038.280	2.042.124	2.379.978	2.739.864	2.752.811	3.187.302	3.045.814	3.111.061	2.971.108
AGOSTO	1.483.360	1.811.740	2.098.946	2.392.515	2.629.250	2.784.412	3.067.224	3.089.907	3.009.032	2.725.206
SEPTIEMBRE	1.469.655	1.696.750	2.041.366	2.423.921	2.618.978	2.710.662	2.939.101	3.000.540	3.006.070	2.833.227
OCTUBRE	827.295	1.058.747	1.271.338	1.472.306	1.553.597	1.979.461	1.701.524	1.739.631	1.640.599	
NOVIEMBRE	864.300	1.107.095	1.217.038	1.496.132	1.587.613	1.605.707	1.660.155	1.685.282	1.589.200	
DICIEMBRE	806.455	1.066.347	1.239.448	1.453.739	1.481.840	1.500.160	1.639.564	1.661.362	1.507.057	
TOTAL ANUAL	12.430.755	15.447.719	18.414.149	21.416.507	23.431.544	25.212.671	26.504.351	26.738.134	26.661.226	20.769.456

Total anual de KG de GLP descargados



Evolución mensual de KG de GLP descargados año 2023

